

Procedures for Connecting to Wireless LAN for Education (edunet)

Mac OSX

For Mac OS X 10.7

OKyushu University provides its faculty, staff and students with a wireless LAN access service that is available in the university.

OUser

Those who are allowed to use this service are faculty, staff and students of Kyushu University only.

- Students (Undergraduates and graduate students)

To connect to the wireless network, use an account of the Education Information System (Student ID or Student SSO-KID, password) which is assigned at university entry.

For "Account of the Education Information System", see <http://www.iii.kyushu-u.ac.jp/ec/>.

- For faculty and staff: Use Single Sign-On Kyushu University ID (SSO-KID) and password.

For "SSO-KID", see <http://sso.kyushu-u.ac.jp/>.

ORequirements for connecting to the wireless network

- Mac (The connection using PCs running Mac OS X 10.7 to 10.9 has been confirmed.)
- Wi-Fi capability (MAC built-in or external (LAN card, etc) Wi-Fi module)

* The above wireless LAN device shall support IEEE 802.1X authentication PEAP/MSCHAPv2 as well as WPA/WPA2 security mode.

OPrecaution for use:

- Be sure to take the following security measures.

- Software updating
- Installation of antivirus software and an updated virus definition file and virus scanning on a regular basis

- Compliance with the copyright law on internet use

In order to ensure the compliance with the copyright law on internet use, Kyushu University prohibits the use of file sharing software (Winny, LimeWire, eDonkey, emule, Xunlei, KuGoo, etc). Illegal downloading/uploading of music and videos from/to the internet is regarded as an act of piracy, which may lead to serious matters.

(The use of file sharing software is always monitored by the university's detection system and copyright association.)

(Network Security, Information Infrastructure Initiative)

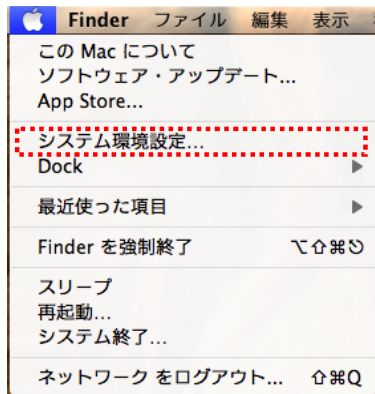
<https://www.sec.kyushu-u.ac.jp/sec/p2p/p2p.html>

This procedure describes how to connect the device with Mac OS X standard functionality to the wireless LAN.

If it is necessary to use software or other accessories bundled with a wireless LAN card for the connection setup, see setup manual of your device.

Step 1. Connecting to the Wireless LAN (edunet)

OConnect your iOS device to the wireless LAN (edunet).



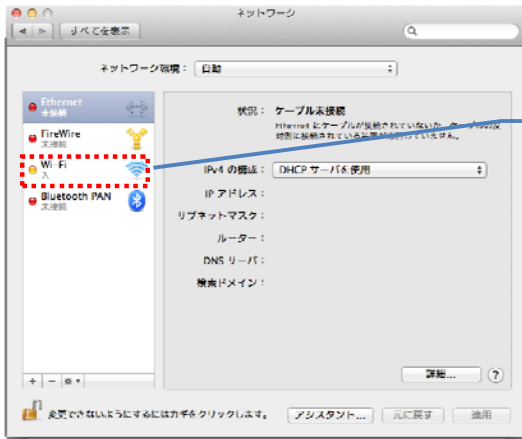
(i) From the Apple mark, click [[System Preferences](#)].



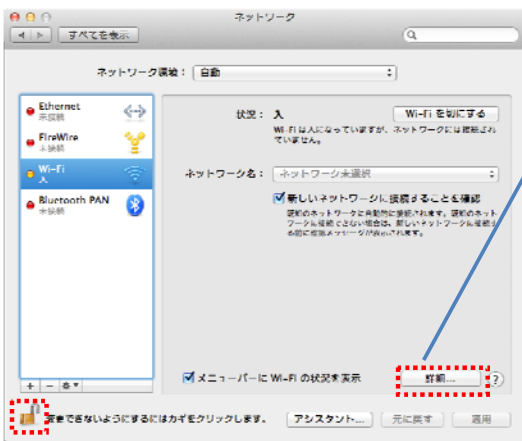
(ii) Click [[Network](#)].

Go to next page

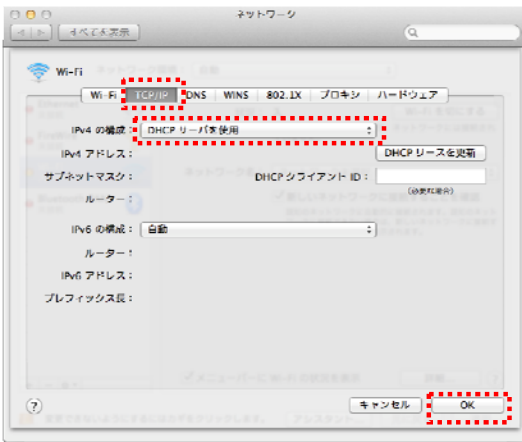
For Mac OS X 10.7



(iii) Click **[Wi-Fi]**.

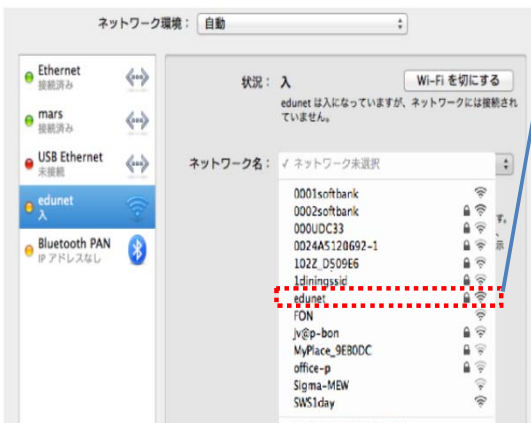


(iv) Click **[Advanced]**.
(If the key at the lower left is locked, unlock it to enable system preference changes.)



(v) Click the **[TCP/IP]** tab.

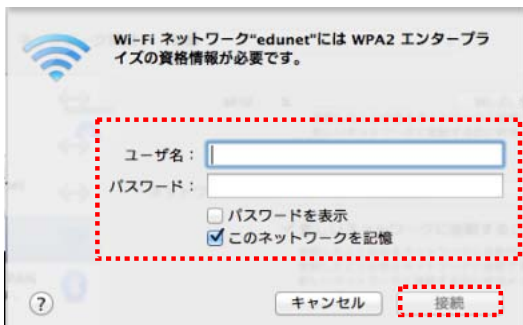
(vi) Select **[Use DHCP server]** and click **[OK]**.



(vii) Select **[edunet]** from the list of network names.

Go to next page

For Mac OS X 10.7



(viii) Enter your user name and password.

- User Name: **XXXX@edunet**

XXXX indicates an ID.

For student :

Enter **[Student SSO-KID]** if you admitted in 2014 or later.

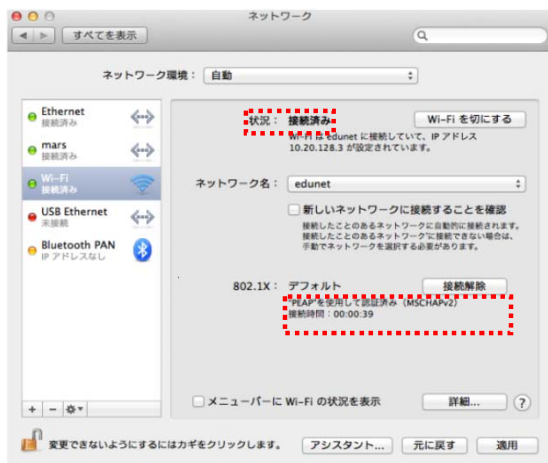
Enter **[Student ID]** if you admitted in 2013 or earlier.

※Please contact me when you do not know "Student SSO-KID" or "Student ID" which to be input.

For faculty and staff :

Enter **[SSO-KID]**.

- Enter your **[password]**.



- (x) If the status is **[Connected]** and also if **[Authenticated via PEAP (MSCHAPv2)]** is displayed, it means that the connection is complete. When the connection setup is complete, an IP address is assigned to you. Now you are connected to the wireless network.

Wireless LAN (edunet) connection setup is now complete.
If it is properly completed, you are connected to the network.

If the connection is not successful, proceed to Step 2.

Step 2. Connection/Authentication Failure

OThe connection to the wireless LAN is unsuccessful.

Possible causes of connection/authentication failure are described below.

Cause	Action Required
The user ID and/or password you entered are incorrect.	(i) The combination of the user ID and password is incorrect. Check whether the user ID and password you enter are correct in the Login Test site: https://sso.kyushu-u.ac.jp/LogDemo/ If the authentication is not successful, see instructions at the following website: https://sso.kyushu-u.ac.jp/faq.html Q5. "I forgot my password."
Wireless LAN controller software is activated.	If a manufacturer's wireless LAN controller software is running, the network connection may not be successful. If the software is running, close it and then reattempt the connection.

If you are still unable to be connected to the network after taking the above-mentioned actions, contact the following:

OFor inquiries about our wireless LAN access service, please contact: Information Technology Infrastructure Division, Department of Information Systems, Kyushu University

Tel: 092-642-4033 (Hakozaki 99-4033/4032/4249)

E-mail: awl4e-tf@iii.kyushu-u.ac.jp